

Reception 2026





Headteacher

Mrs Goy

Deputy Headteacher/SENDSCO

Mrs Attard

Class Teacher

Mrs Newman

Learning Mentor

Mrs Wilson



A very warm welcome to Hinguar

At Hinguar, we recognise the important step your child will be taking in starting school.

We acknowledge our responsibility in providing the very best possible start for your child's education.

And as parents, by attending today you are demonstrating the important role you will play in supporting this aim.

Collectively, we can identify how we work in partnership to ensure that your child settles into our school feeling safe, secure and happy.

Uniform and Equipment

Uniform can be purchased from Crawlers.

Friends of Hinguar also hold preloved school uniform sales.



Winter Uniform

Black box pleat skirt or black trousers
White shirt or blouse
Hinguar tie
OR white polo
Red cardigan or Red V-neck sweatshirt
with logo
White, grey or black plain socks
Black or grey plain tights
Black shoes

Summer Uniform

Black shorts
White polo shirt
Summer dress – red
and white checked

PE Kit

Black shorts
Red polo shirt
Trainers/plimsolls
PE bag - drawstring

Book bag Named water bottle



Morning Drop Off

The school gates open at **8.35 am**. The class teacher will be present at the gates.

Your child will enter the playground and line up with the Learning Support Assistants who will be present in the playground.

The class will walk up the main stairs to the classroom, where the adults will support them to put their coats and bags on their pegs.

Please feel free to inform the class teacher of any significant information that you feel may affect your child during the school day.

If a longer discussion is needed, please wait until after school or make an appointment with the teacher directly or through the office.

If your child is absent, please ring or email the school office.

Telephone number: 01702 292721. Email: office@hinguar.secat.co.uk



End of Day Collection

Please arrive at the school gate at **3:15pm** for the end of day collection.

The children will be brought to the main playground and will be supervised by the class teacher and learning support assistants.

When a parent/carer is seen by the class teacher, your child's name will be called. This routine provides a safe and calm end to the school day.

We operate a password system to ensure your child's safety.

If you are unable to collect your child, please inform the class teacher or the office staff in the morning who will be collecting your child . Please ensure the person collecting your child has the correct password. We will not release your child without this.

We will also not release to siblings who are of school age without prior written consent. We will only release to siblings who are 14 years old or older.

Snack and Lunch Time



Snack Time

A rolling snack is available throughout the morning in Reception. Your child can have snack at a time that suits them. Staff provide reminders to drink and have snack throughout the morning.

Children need to bring in a water bottle that they can drink from during the day. This must be labelled and **ONLY** contain water.

Lunch Time

The children can have a school lunch or a packed lunch brought from home.

Children in Reception and KS1 are entitled to a free school lunch every day which is ordered via MCAS

The children are taken into the dining hall by the Class Teacher and Learning Support Assistants. The children are supported at lunch time by midday assistants. After the children have finished eating, they play outside.

Attendance and Punctuality



Why is it important?

- Learning
- Relationships and emotional impact

What if?

- A child is ill
- Appointments
- Holidays

Consequences

95% attendance means a child missed about 10 days or 2 weeks of lessons in the school year.

90% attendance means a child misses four weeks of lessons in the school year.

Supporting your child starting school



- Use the toilet independently, including flushing the chain and washing hands
- Dress and undress themselves independently – allow plenty of time – practise with easy clothing such as pyjamas
- Be happy to be left with others e.g. family and friends
- Carry their own bag
- Use a knife and fork
- Open cellophane, tin foil and food packets in their lunch box
- Say their first and surname
- Communicate their needs
- Use a pencil and paintbrush
- Count to 10 and point out everyday numbers e.g. buses, doors
- Play with others and share possessions - be prepared to lose a game
- Respond appropriately to simple instructions

Catch Mes
Hinguar stars
Headteacher Award
Times table award
Celebration certificate



Learning zone

Warning zone

Thinking time

WOW zone

Early Years Foundation Stage Curriculum



7 Areas of Learning, which are all important and interconnected.

Prime Areas

- Personal, Social and Emotional Development
- Communication and Language
- Physical Development

Specific Areas

- Literacy
- Mathematics
- Understand the World
- Expressive Arts and Design

Your child will learn through play enabling them to explore and make connections with the world around them. In turn, this supports the children to gain and apply essential skills and knowledge.

We use a mixture of adult-led and child-initiated play. Our role is to facilitate opportunities, observe, interact and extend learning.

There will also be short periods of direct teaching which build up through the year and your child will be exposed to whole school routines such as rules, assemblies and lunchtimes.



Phonics



In Seahorse Class, your child will take part in a Phonics session every day. Within these fun and active sessions, your child will begin to learn phonemes, identify objects/words that begin with the initial sound and explore how to make the correct letter formation. In school, we follow the Little Wandle scheme.

As your child becomes more confident with their phonemes, they will learn the skills of blending and segmenting to aid their reading and writing.

Ideas to help:

- Pick a sound and go on a sound hunt – find objects in and outside of your home that begin with a specific sound
- Use a wand, lightsabre to air write the formation of each letter and sound
- Use fingers to write a letter in sand, shaving foam, flour
- Mirror face – look in a mirror as you pronounce the sounds – your child will see what shapes they have to make with their mouths to produce the sounds
- When reading together, choose a few words to sound out before reading it e.g. The d-o-g ran away
- Write lists, labels and captions during role play, Lego building and small world play



Reading

Your child will be given a home/school contact book – this book is referred to as a reading record. Your child will be given a book each week closely matched to their phonic learning which they will have read in school. Your child's reading record and reading book need to be in school every day.

Your child will read in a group 2 or 3 times a week.

Please ensure you are recording every time you read with your child. Other books you share can also be recorded in the reading record.

We ask that you read with your child at least 5 times a week.

Ideas to extend your child's reading experience could include:

- Using props, toys to act out the story
- Asking your child to predict or change the ending
- Looking for high frequency words within the text
- Asking your child to verbally sequence the story without looking at the book
- Talking about the characters actions and possible consequences

Mathematics



The children will take part in daily mathematical practical activities. A mathematical concept will be introduced through a carpet time session, with resources and play activities on offer to support the children to explore the concept further.

Your child will be taught to count to twenty and beyond, recognise numerals and begin to understand the 'numberness' of numbers. They will be encouraged to tackle simple numerical problems.

Ideas to help:

- Count everyday objects with your child e.g. stairs, sweets, cars
- Look at numbers on houses, telephones, buses
- Finger rhymes and songs involving adding and taking away
- Talk about the shapes of objects at home e.g. cereal boxes, smarties tubes, balls, wheels
- Compare the weight of 2 shopping bags, the height of children in the family and length of toy trains

Communication



Sparky is the Reception Class Mascot.

Every week on a Friday, Sparky will choose a class member to go home with. Please write in the diary to tell the class about your child's adventure with Sparky.

We look forward to seeing drawings, photographs and children's writing in the diary.

My Child at School (MCAS) Parent Portal: The communication tool we use at Hinguar.

Newsletter: Each week you will receive a newsletter detailing school events and important dates.





Tapestry: In Reception, your child will have a Tapestry account where weekly observations are added. The observations are released on a Friday. We will create an account, before sending you an email link to generate a password. Parents can upload any 'wow' moments, learning or special achievements which occur at home.

Website: The website has a calendar of events as well as lots of information about school life.

Talk about starting school – supporting your child emotionally



- Starting school is a milestone for your child but also for you as parents- we recognise this and aim to support you as best we can
- You may be excited about them taking their first steps towards independence or you may be quite anxious on how they (and you) will cope
- Whatever your feelings, it is important that your child's experience of school is positive
- Start conversations about school and explain how similar it will be to the experiences they have from nursery
- Books are a great way to get children to understand about school
- Play schools – older siblings particularly enjoy this role play activity
- Practise the school route and dressing in school clothes



Additional needs



You may already know that your child has additional learning needs please let us know your concerns if you are new to Hinguar.

If your child has a medical condition including allergies, please let us know so that we can create a care plan and ensure we are providing for them from day one.

If at any time you are worried about your child and their development speak to the class teacher in the first instance and they may refer you to our SENDCO



Please sign up for a 1 to 1 meeting with the class teacher before you leave.

Friday 3rd July 2.00pm to 3.00pm Teddy Bears' Picnic

There will be refreshments and activities for you and your child. It is also a fantastic opportunity to meet the teacher and the other families joining Seahorse Class.

Look out for information about Tapestry and we will send you some pictures of the classroom and teachers

The school year begins on Thursday 3rd September and Friday 4th September. We will provide you with your starting date very soon via MCAS

Any Questions?

Thank you for coming