






Year 2 Homework Grid Spring Term 2025

<p>Research a famous explorer and write an information page about them and their adventures.</p>	<p>Write a postcard or letter from the South Pole 'Send' it to Seagull Class</p>	<p>Create an information page or fact file about an animal from a cold climate.</p>	
<div style="display: flex; align-items: center;">  <div style="margin-left: 10px;"> <p>Create a North Pole or South Pole collage; include some animals in your picture. Research which animals might be found in the polar region you choose.</p> </div> </div>	<p style="text-align: center;">Polar Explorers</p> 	<p>Imagine you are an explorer and you have just returned from an expedition. Create a map to show someone else your route or destination.</p>	<p style="text-align: center;">Learn to tie your shoelaces.</p>
<p>Plan and write a story with a new adventure for a polar character. Make this into a mini picture book with your own front cover and illustrations.</p>	<p>Imagine you have discovered a new country on your latest expedition. What will you call the country? What does it look like? Does it have mountains, rivers, forests? Create a fact file about the new country you discovered.</p>	<p>Visit the library and find a new book to read. Share the story with someone at home then draw a picture of your favourite part or write a book review.</p>	
<div style="display: flex; align-items: center;">  <div style="margin-left: 10px;"> <p>Make a model of an igloo, write instructions explaining how to make your model.</p> </div> </div>	<p>Research the North or South Pole using the internet or information books. Create a fact file using the information you have found.</p>	<p>Make an explorer tent in your house or garden. Imagine you're an explorer! Take some photos or write about your adventure.</p>	
<p style="text-align: center;"><u>EVERY WEEK</u></p> <p>Read to someone at home 5 times and ask them to sign your reading record book.</p>	<p style="text-align: center;"><u>EVERY WEEK</u></p> <p>Learn the facts for the times table challenges.</p>	<p style="text-align: center;"><u>EVERY WEEK</u></p> <p>Complete your Education City homework</p>	

Please feel free to adjust the tasks to fit your child's needs and present them in a way that works best for you. We encourage your child to complete one task every two weeks, as this will support their learning in class. The children can select the tasks they are most interested in and would like to begin with. These activities have been chosen to reflect a variety of skills we will be covering in class. If you have any questions, please don't hesitate to speak with Mrs. O'Donnell or Mrs. Tarling at the end of the school day or contact us through the home-school reading book.

Thank you for your continued support.