

Personal, Social & Emotional Development

Helping hand

Continue those helping skills
-This time help in the garden do some weeding while you observe the nature

Building independence- Raising self esteem and proud citizens!

Encourage your child to get-dressed, brush their teeth, make their bed or feed a pet-Make sure you praise their efforts!

Make a video diary!

Talk about some of the things you are enjoying whilst being at home? What do you not like? How do these feelings make you feel? Discuss as a family and explain it is okay to feel these emotions. Look for the positives.

Starfish Class Nursery
Summer 1

Communication & Language

Follow the leader

Sound discrimination—Play follow the leader with your family choose body percussion e.g. patting knees, clapping hands, tapping your head, the rest of the family copy you. Take it in turns to be the leader. Can you copy a pattern?

Learn a new nursery rhyme

<https://www.bbc.co.uk/teach/school-radio/nursery-rhymes-a-to-z-index/z4ddgwx>

Look who's talking!

Make some cup telephones with string and cups- Develop communication by talking to different members of your family. Maybe give them an instruction!




Physical Development

Exercise daily! Tune in for an episode of '[Andy's Wild Workouts](https://www.youtube.com/channel/UCAXW1XT0iEJo0TYIRfn6rYQ)' or Joe Wicks at 9am <https://www.youtube.com/channel/UCAXW1XT0iEJo0TYIRfn6rYQ>

Cooking-Gruffalo cooking-Potato Owls

<https://feedingtimeatthezooblog.wordpress.com/2017/02/20/an-owl-saw-the-mouse-and-the-mouse-looked-good/>

Strengthen fine motors skills with these activities:



Gruffalo crumble-Porridge oats, raisins and scooping



Understanding the World

Be a zoologist!

<https://www.colchester-zoo.com/bringing-the-zoo-to-you/>

Create a fact file about the animal you research

The World

Learn about the different habitats the animal lives in maybe you have a shoe box, zoo animal teddy or toy at home can you make their home? What would they need to survive?



Expressive Arts & Design

Ahoy there!

Make a boat and set sail.
Talk about things that float and sink before deciding what materials to use



Song sack

Put objects or pictures relating to favourite songs into a bag. Pick one out and see if you can sing a song to match.




Natural faces

<https://www.ltl.org.uk/resources/>



Literacy

Daily Story sharing



Sharing a book together is one of the most valuable things you can do with your child. Why not take it in turns to read? Read outside, in bed, under a table... be creative and enjoy as many stories as you can!

Make your own story sack

- Start with a bag
- Choose a story
- Fill your story bag with supporting materials such as toys, puppets or masks for the main characters and add props and scenery to match your chosen story

Story sacks motivate and excite children about reading whilst encouraging them to be active participants. They are visually attractive, tactile and stimulate language development

Spend time making marks and patterns using different media such as chalks, paint brushes, rollers, cotton buds, plastic utensils and water. Have a go at making natural paintbrushes.

Have a try at this bouncy blending activity. Say the sounds for example p-o-t as your child jumps can they hear the word you are saying?



Mathematics

Learning Maths Through Play




Try being a shape and number detective

Go on a shape hunt around your house. How many different shapes can you find? Record the shapes by drawing them, or try taking photos.

Talk about the properties of the shapes you have found.

Can you guess the name of the shape by listening to a description?



Numbers are everywhere! Go for a walk and see how many numbers you can find.

Try writing down the numbers you saw.

Shape songs

https://www.youtube.com/watch?v=IkZs2_1-YJU

[v=IkZs2_1-YJU](https://www.youtube.com/watch?v=IkZs2_1-YJU)

<https://www.youtube.com/watch?v=WTeqUeif3D0>

[v=WTeqUeif3D0](https://www.youtube.com/watch?v=WTeqUeif3D0)