





Year 2 Homework Grid Autumn Term 2023

Create a tally chart. How many of your friends and family can tell you something about the Great Fire of London?	Write a letter to Thomas Farriner telling him how to stop the fire from happening again! Write a list of instructions on how to bake bread or an item you would find in a bakery.	Research about the Great Fire of Edinburgh in 1824. Compare similarities and differences. Compare homes of today with home from the 1600s. Share your findings.
Thinking about your senses write a poem or story about the Great Fire of London.	 Create your own dance based around the stimulus: 'fire'.	Imagine you are Samuel Pepys and write an extract from your diary.
Create a fact file about Samuel Pepys, Thomas Farriner, King Charles II or Sir Christopher Wren. Go on a walk around your area, what's the oldest building you can find?	<p style="text-align: center;">London's Burning</p> 	<p>Create or reproduce a picture depicting a scene during the great fire including houses, smoke and flames. You could draw, paint, collage, chalk, use a computer paint package or make a shoebox model.</p> 
Create a map of London in 1666 showing the location of the River Thames, Pudding Lane bakery and where the fire spread. This could be drawn or collaged.		
 Go to your local library and use books to research facts about the Great Fire of London.		
	Design an information poster to promote fire safety. Perhaps create a catchy slogan or advert to help people remember what to do in a fire.	Research and discuss with an adult how the fire service and equipment has changed since the Great Fire of London. Make 2 lists: Then and Now
Explore how many things you can see that are in place to prevent fires from spreading, for example, smoke detectors.	Research what materials were used to build houses in 1666. Why is it important that some materials are flame resistant?	Visit the local bakery and buy something. Can you work out what money you need to buy the item? Can you work out how much change you would get?
Every Day Please read to an adult and ask them to sign your reading record book 5 times each week.	Every Week Try to learn the facts for your times table challenge.	Every Week Complete the Education City homework task online.

Parents- Please feel free to adapt the tasks to suit your child and present them in a way which works best for you. Please complete one task every 2 weeks as this supports the learning in class. The children can choose which tasks they are interested in and would like to complete first. Any of the tasks the children do complete can be brought into school to share with the rest of the class. If you have any questions, please ask Mrs Oakley at the end of the school day or leave a note in the reading record book.

Thank you for your continued support. Together We Achieve!