









Year 1 Homework Grid Autumn Term 2023

Write a story about when the toys came to life. You might think about what the toys do when you are at school and include that in your story.	 Write a sentence about your favourite toy. Remember to use a capital letter at the start of his/her name.	Create a toy shop at home. Give each of your toys a price (no more than 20p). Ask someone in your family to buy some toys from your shop. 
Think about your favourite toys when you were a baby. Think about the toys you like to play with now. Write a list of favourite toys and talk to a grown up about how the toys have changed as you have grown.	Sort your toys into groups. You can decide how you sort them, e.g. new and old or wheels and no wheels or which material they are made from.	Design your own board game. Explain the rules to someone in your family and ask them to play the game with you. You could design and make a new toy too!
 Make a 'mini me' puppet. Can you make your puppet look just like you?	<h1>Terrific Toys</h1> 	 Ask a grandparent or older relative about the toys they played with when they were little. Find out about the materials their toys were made from.
Design and build a 3D model of a toy. You could use junk modelling or construction to make your toy. Can you include a moving part? You can bring in your model or take a photograph to share with everyone.		Use your toys to act out a story. Use a different voice for each character.
 Draw or paint a picture of your favourite toy. Can you label the parts of your picture?		
Create a toy fact file. Include lots of information about different types of toys. 	Design a poster for a toy. Make it eye catching and include information about the toy. Write a description of the toy, what it does and why people should buy it.	Visit a playground and explore how the play equipment moves with pushes or pulls. 
Every Day Please read to an adult and ask them to sign your reading record book	Every Week Try to learn the facts for your times table challenge.	Every Week Complete the Education City homework task online.

Parents- Please feel free to adapt the tasks to suit your child and present them in a way which works best for you. Please complete one task every 2 weeks as this supports the learning in class. The children can choose which tasks they are interested in and would like to complete first. Any of the tasks the children do complete can be brought into school to share with the rest of the class. If you have any questions, please ask Miss Bradley at the end of the school day or leave a note in the reading record book.

Thank you for your continued support. Together We Achieve!