








Year 2 Homework Grid - Amazing Africa - Summer 2023

<p>Write a poem or a song about an African animal.</p> 	<p>Design and make 'Safari Jeep' (possibly from Lego or cardboard and paper)</p>	<p>Make a piece of African jewellery (dried pasta is effective painted in bright colours)</p> 
<p>Make a poster about a significant individual that has lived in Africa - e.g. David Livingstone or Nelson Mandela.</p>	<p>Make an information leaflet telling people about the safari trips they could take in Kenya. What might they see on their adventures?</p>	<p>Make an animal mask, don't forget to cut out holes for your eyes and mouth!</p>
<p>Paint an African sunset- remember to use warm colours such as yellow, orange, and red. You could even add an animal outline in black!</p> 	<p>Amazing Africa</p> 	<p>Explore the 'Colchester Zoo' website. Print off a picture of your favourite animal and tell me more information about it.</p> 
<p>Make a habitat for an African animal, you could use an old box. Think about the colours you use could the animal camouflage?</p>	<p>In Africa, water is scarce in many places. Design a poster showing how we should take care of every drop of water we use.</p>	<p>Write a riddle about your favourite animal and see if your family can guess what it is. Remember to use clues to describe it.</p>
<p>With an adult see how many different types of fruit you can find at home. Make a healthy fruit salad using the fruit you find.</p>	<p>Pretend you are on a safari and write diary, remember to use your 5 senses to describe your experience. Remember to include the animals you can see!</p>	<p>Design your own African patterns on paper or fabric. (colour or paint them)</p>
<p>Survey your family on their favourite African animals. Put the results in a pictogram or a simple table.</p> 	<p>Imagine you are on holiday in Africa and write a postcard- you could even send it to the school address.</p>	<p>Investigate some Kenyan facts, using numbers. (eg: There are 3 mountains in Kenya)</p> 

Parents- Please feel free to adapt the tasks to suit your child and present them in a way that works for you. Please encourage your child to complete one task each fortnight to share with the class as this supports their learning in class. The children can choose which tasks they are interested in and would like to complete. The activities chosen reflect a range of skills we will be covering in class. If you have any questions, please speak to Mrs Oakley at the end of the school day or via the home-school reading book.

Thank you for your continued support. Together We Achieve

